

External Venetian Range

Precision. Performance. Australian Made.

2026

 **ISO 13785-1**
BCA COMPLIANT
AS 1530.3-1999
CERTIFIED NON-COMBUSTIBLE



FORM AND FUNCTION

Architectural Integration. Thermal Control.

The primary objective of any shading device is to maintain interior temperatures within a comfortable range, typically between 18°C and 25°C. To achieve this without effective shading, significant energy must be expended cooling and heating our homes and workplaces.

Heat gains from the external environment are caused by the passage of solar radiation through glazed window surfaces, walls, and doors. This solar heat gain has a decisive impact on the thermal load of any building. Window design, surface area, and orientation all affect this loading dramatically.

External venetian blinds act as a primary barrier against solar radiation. Utilising the innate properties of aluminium, namely high solar radiation reflection and low absorption values, the evaya ev80 and ev93D systems effectively reduce household energy requirements, carbon dioxide emissions, and ongoing expenditure.

OPERATION AND EFFICIENCY

Dynamic Environmental Response.

As a general rule, the ev80 and ev93D are lowered in the vertical or closed (0°) position and raised in the horizontal position (90°). The slats can be tilted at various angles between these parameters, with a maximum 160° operating range possible for the ev80.

In winter, the blind forms an insulating air pocket which prevents heat loss. In summer, the system blocks up to 85% of solar heat gain before it reaches the glazing, drastically reducing the reliance on artificial cooling.

"Architecture responds to its environment.
External shading is how it listens."



// ESD COMPLIANCE

Meeting the 7-Star Standard.

The National Construction Code (NCC 2022) has significantly tightened energy efficiency requirements across Australia. For new residential buildings, the minimum NatHERS rating has increased to 7 stars, making rigorous thermal performance modelling and dynamic shading devices central to compliance.

External venetian blinds are one of the most effective passive design strategies available to architects. By intercepting solar radiation before it reaches the glass, evaya systems lower the effective Solar Heat Gain Coefficient (SHGC) of a facade from 0.87 down to as low as 0.13. This dramatic reduction in thermal load can improve a NatHERS rating by up to 1 full star.

// THERMAL STABILITY

Peak Load Reduction.

Beyond statutory compliance, the true value of external shading is experienced by the occupants. In peak summer conditions, external venetian blinds have been proven to reduce indoor temperatures by 5–10°C compared to unprotected glazing.

This passive thermal buffering fundamentally changes the HVAC requirements of a building, allowing mechanical systems to be downsized and reducing grid demand during peak periods.

// SYSTEM INTEGRATION

Intelligent Automation.

To achieve optimal Environmental Sustainable Design (ESD) outcomes, shading systems must respond dynamically to changing conditions. The ev80 and ev93D systems are engineered for full integration with Building Management Systems (BMS) and smart home platforms.

Coupled with sun and wind sensors, the blinds automatically adjust slat angles to ensure maximum daylight harvesting while defending against solar gain. This directly supports compliance across five major ESD frameworks: NCC 2022, NatHERS, NABERS, Green Star, and the WELL Building Standard.





ST KILDA, MELBOURNE · RESIDENTIAL ARCHITECTURE · ADDARC

St. Kilda Residence

A refined urban sanctuary in Melbourne's inner south, where the ev80 external venetian redefines the modern facade.



ARCHITECT

Addarc

BUILDER

LBA Construction Group

SHADING

Evaya ev80

PHOTOGRAPHY

Timothy Kaye

PROJECT NARRATIVE / ENVIRONMENTAL CONTROL

A New Language for the Urban Facade

Nestled in Melbourne's inner south, the St. Kilda Residence is a masterwork of restraint and precision. Designed by Addarc and built by LBA Construction Group, the home presents a bold yet considered facade to the street — a composition of rammed earth tones, vertical stone columns, and the quiet rhythm of the Evaya ev80 external venetian blinds.

The project's defining gesture is its relationship with the street boundary: a long, low stone wall and lush planting create a threshold between the public realm and the private sanctuary within. Above, the ev80 blinds, specified in a warm bronze finish, integrate seamlessly into the facade's material palette, their 80mm slats echoing the proportions of the stone coursing and timber joinery.

Inside, the home opens to a central courtyard garden, drawing light deep into the plan. The ev80 blinds serve a dual purpose: as an architectural element that gives the facade its distinctive texture, and as a precision environmental control system that manages heat, glare, and privacy across the home's most exposed elevations.

▪ *"The blinds give the facade its rhythm — they are as much a structural element as they are a functional one."*

— Addarc

ENVIRONMENTAL CONTROL

Precision Control of Light, Heat and Privacy

The ev80 external venetian blind system was specified for the St. Kilda Residence to address the home's challenging solar orientation. The north-facing living spaces receive intense afternoon sun in summer, while the east-facing bedrooms require early morning glare control without sacrificing the connection to the courtyard garden.

The ev80's 160° tilt range allows residents to incrementally modulate the quality of light entering each room throughout the day. From room darkening to dappled filtering, the slats respond to the sun's arc with a precision that no internal blind or curtain can match.

At the St. Kilda Residence, both Wire Guides and Side Channels were utilised to anchor the ev80 blinds to their surrounds. Wire guides use 316 marine grade stainless steel coated in UV-stable PVC, providing minimal visual obstruction, while extruded aluminium side channels deliver high-performance wind stability.

160°

Full tilt range
widest in the Evaya range

75%

Solar heat reduction
vs. internal blinds

5400mm

Max width and height
for large-scale glazing



ANCHORING SYSTEMS

Guidance & Anchorage

Wire Guides and Side Channels — both systems specified at St. Kilda.

// ev80

wire guides

Effective anchoring with minimal visual obstruction.

Wire guides are an effective means of anchoring ev80 external venetians while providing minimal visual obstruction. High quality 316 marine grade stainless steel wire is utilised, coated with a UV-stable PVC sheath to prevent interference and friction with the slat surface.

A unique attachment system fastens the wire to the headrail, with numerous options available as anchoring or termination points, including deck plates and stand offs. The result is a clean, uninterrupted facade line when the blinds are raised, preserving the architectural intent of the building.

The slats at St. Kilda were specified in a custom powder coat finish — RAL 7048 Mouse Grey Pearl — a warm, pearlescent colour selected by Addarc to complement the residence's natural stone and rammed earth palette.

- 316 Marine Grade SS wire with UV-stable PVC coating
- Deck plates, stand offs and custom termination options
- Minimal profile — disappears into the facade when raised
- Suitable for openings up to 5,400 × 5,400 mm

// ev80

side channels

High performance wind stable systems.

Where stable and refined operation is required, side channel guidance systems deliver superior performance. Zamac side pins are machine-riveted to the slats and engage into extruded aluminium channels, each fitted with a keder insert to minimise friction, resistance and resonance.

Available in Types A through F plus a Shroud option, side channels can be specified in a full range of RAL and powder coat colours to integrate seamlessly with any facade palette.

At St. Kilda, the side channel extrusions were powder coated to match the custom slat finish — RAL 7048 Mouse Grey Pearl — ensuring a cohesive appearance across the full guidance system.

- Zamac side pins machine-riveted to slats for precision fit
- Keder insert minimises friction, resonance and wear
- Types A – F + Shroud — full suite of channel profiles
- Custom colour: RAL 7048 Mouse Grey Pearl (this project) Full RAL and powder coat colour range available

TECHNICAL SPECIFICATIONS


EV80 PROJECT DETAILS

ev80

Slat Width	80 mm
Slat Profile	Concave / Convex
Maximum Width	5,400 mm
Minimum Width	650 mm
Maximum Height	5,400 mm
Max Square Area	16 m ²
Tilting Range	160°
Room Darkening	Yes
Blockout	No
Motor Operation	Yes
Manual Operation	No
Wire Guidance	316 Marine Grade SS
Side Channel Slat	Yes
Support Rolled	Ladderbraided
Edge Slat	Yes













FACADE DETAIL – STONE & EV80



ANGLED ELEVATION – BLINDS LOWERED



STANDARD COLOUR RANGE

 Matte Black	 Monument
 Black	 Shale Grey
 Bronze	 Silver
 Dark Silver	 Surfmist
 Graphite	 White Matt

GRUYERE, YARRA VALLEY · RESIDENTIAL ARCHITECTURE · RACHCOFF VELLA

Gruyere Farmhouse

A hilltop sanctuary in the Yarra Valley, where precision light control meets the raw beauty of the Australian landscape.

ARCHITECT

Rachcoff Vella

BUILDER

BD Projects

SHADING

Evaya ev93D

PHOTOGRAPHY

Tatjana Plitt

PROJECT NARRATIVE / ENVIRONMENTAL CONTROL

"Hilltop Hood"

Perched in Victoria's Yarra Valley, the Gruyere Farmhouse is a testament to a five-year journey of close collaboration between architects, consultants, builders, and clients. Set on a sprawling 100-acre property, the home seamlessly integrates into the hillside, shaped by the clients' intimate knowledge of the land.

The design, by Rachcoff Vella Architecture, features a protected central courtyard framing breathtaking views across the Yarra Ranges, and an iconic 'Hilltop Hood' roof that shelters the lighter-framed living pavilion. Strategic material choices — handmade bricks, dark metal cladding — harmonise the farmhouse with its surroundings, reflecting the natural geology of the broader Yarra Ranges context.

The secluded courtyard offers protected amenities and a sense of enclosure, embodying a design philosophy that celebrates harmony between architecture and challenging weather patterns. The project was completed in 2022 and recognised with a 2024 Good Design Award in Architectural Design.

▪ *"Barely a day goes by where we don't feel incredibly special to live in such a wonderful creation."*

— Matt Cloughton & Leanne Calvitto, Clients

ENVIRONMENTAL CONTROL

Harmony with Harsh Weather Patterns

The exposed hilltop position in the Yarra Valley demands a shading solution that can withstand high winds whilst delivering precise control of heat, light, and privacy across all four seasons. To protect the delicate structure of the main living pavilion and its expansive glazing, Evaya ev93D external venetian blinds were specified.

Their unique 93mm contoured slats interlock perfectly to provide exceptional room darkening capabilities and unparalleled wind stability — a crucial requirement for this exposed hilltop location. The dark matt finish of the ev93D venetians complements the farmhouse's architectural palette of dark metal cladding and handmade brick.

When raised, the blinds dissolve entirely into their custom pelmets, restoring the full transparency of the living pavilion and its connection to the sweeping Yarra Valley views. External venetian blinds intercept solar radiation before it reaches the glazing, reducing cooling loads significantly compared to internal blinds.

75%

Reduction in solar heat gain vs. internal blinds

90°

Full range of slat tilt for precise light control

4400mm

Max width and height for large-scale glazing



ev93D

93 mm Contoured Interlocking External Venetian

SYSTEM OVERVIEW

The ev93D is a 93 mm contoured, interlocking external venetian blind system designed for architectural facades requiring complete room darkening, solar control and motorised tilt operation. The unique interlocking slat profile, combined with a Neoprene keder insert along each slat edge, eliminates noise and provides a precise seal when closed, creating one of the most technologically advanced automated louvre systems available.

HAGOFIX ATTACHMENT

Each ev93D is constructed with the Hagofix slat attachment system. A stainless steel connector is embedded into the rolled edge beading of each slat and attaches to a spigot fastened to a Kevlar/aramid woven tape. This provides extremely secure fastening, allows extensive and incremental control of blade angles, and ensures that each slat cannot swivel or slide out of position. The UV-resistant woven synthetic connecting element, with exact fold points, further ensures perfect closure and minimal stacking height.

LIFTING & GUIDANCE

The lifting system relies on a UV-stable Texband tape which passes through precision-machined, punched and drawn holes along the length of each slat. Stable, secure operation is guaranteed by Zamac side pins mechanically riveted to the slats, which engage in the extruded aluminium side channels. Each side channel features a patented keder insert to reduce noise and friction. The ev93D is typically lowered closed at 0° and raised in the horizontal position at 90° open.

MOTORISATION

The ev93D is compatible with the Geiger GJ56 tubular motor, enabling fully automated tilt and lift operation. Integration with building management systems, sun tracking sensors and smart home platforms allows the facade to respond dynamically to solar conditions — maximising thermal comfort while minimising energy loads.

SPECIFICATIONS

Slat Width	93 mm
Slat Profile	Contoured / Interlocking
Slat Gauge	0.45 mm
Maximum Width	4,400 mm
Minimum Width	800 mm
Maximum Height	4,500 mm
Max Square Area	16 m ²
Tilting Range	0° – 90°
Room Darkening	Yes
Motor	Geiger GJ56
Slat Attachment	Hagofix System
Lifting Tape	UV-Stable Texband
Tilt Tape	Kevlar/Aramid Woven
Side Pins	Zamac (machine riveted)
Side Channel Insert	Patented Neoprene Keder
Side Channel Types	6 profiles (A-F + Shroud)
Guidance	Side Channel
Slat Finish	0.45 mm Stove Enamelled
Alloy	Copper-free aluminium

KEY FEATURES











- Interlocking profile — complete room darkening at 0°
- Neoprene keder insert — noise elimination and precise seal
- Hagofix system — slat cannot swivel or slide out of position
- Kevlar/aramid tape — UV-resistant, exact fold points
- Omega punching — correct louvre spacing and wind stability
- Precision machined on-site — roll-formed aluminium alloy
- Stove enamelled — scratch, shock and corrosion resistant
- Available in standard and custom project colours

SLAT PRODUCTION // ev93D

Each ev93D slat is roll-formed and precision-machined on-site from 0.45 mm gauge aluminium alloy, chemically pre-treated and stove enamelled for maximum durability. Omega Punching creates horseshoe-shaped clefts at precise intervals, ensuring correct spacing between louvres and enabling incremental blade angle adjustment. Precision-punched and drawn holes allow the passage of Hagofix connectors, Texband lifting tapes, Kevlar/aramid tilt tapes and stainless steel wire guides.

The slats at Gruyere Farmhouse are finished in Dulux Electro® Black Ace (906-9116F), a flat, zero-sheen matte black with an ultra-low LRV of 4%. Scratch, shock and corrosion resistant, the stove-enamelled finish is reinforced with copper-free aluminium alloy for added strength and flexibility. Custom colours and project-specific alternatives are available upon request —including Colorbond, RAL and Interpon specifications.

STANDARD COLOUR RANGE

 Matte Black	 Black	 Bronze	 Dark Silver	 Graphite
 Monument	 Shale Grey	 Silver	 Surfmist	 White Matt

PROJECT FINISH: Dulux Electro® Black Ace · 906-9116F · Matte · LRV 4%



PROJECT CREDITS

PROJECT
Gruyere Farmhouse
BUILDER
BD Projects

LOCATION
Gruyere, Yarra Valley, VIC
EXTERNAL SHADING
Evaya ev93D

TYPE
Residential — New Farmhouse
PHOTOGRAPHY
Tatjana Plitt

ARCHITECT
Rachcoff Vella Architecture
AWARD
2024 Good Design Award — Architectural Design

Manufacturing Excellence

LEAN PRINCIPLES

Evaya has fully integrated LEAN manufacturing principles into our production lines. By implementing the 5S system, we have optimised our workspace for maximum efficiency and minimum waste. Cellular manufacturing techniques allow us to produce external venetian blinds with exceptional precision while dramatically reducing material offcuts and energy consumption.

CULTURE OF SAFETY

Our Mornington Peninsula facility operates under rigorous OHS protocols. From ergonomic workstation design that prevents repetitive strain injuries, to comprehensive training programs for all machinery operators, we foster an environment where safety is proactively managed and continuously improved.

ROLL FORMING

At the core of evaya's manufacturing capability are our high-speed roll forming lines. Aluminium coil stock is continuously fed through a precision series of forming rolls that progressively shape each slat profile to exact geometry. The ev80 rolled edge and ev93D blade profiles are both formed and machined entirely on our Mornington Peninsula premises.

CNC AUTOMATION

To deliver the exacting tolerances required for architectural shading systems, evaya invests heavily in state-of-the-art CNC machinery. Our automated cutting and punching stations ensure that every slat, guide rail, and pelmet is fabricated to millimetre precision, achieving an aluminium utilisation rate that leads the industry.

QUALITY ASSURANCE

The ev80 and ev93D systems have been rigorously tested and certified to ISO 13785-1 standards, ensuring exceptional durability in harsh Australian conditions. Every completed blind undergoes a meticulous final inspection on our custom-built testing hoists before careful packaging for dispatch to site.

Australian Made.

Global Standards.

SUPPLY CHAIN

As a proudly certified Australian Made and Owned company, evaya provides architects and builders with a critical advantage: a secure, responsive, and environmentally responsible supply chain. Manufacturing locally on the Mornington Peninsula drastically reduces the carbon emissions associated with international freight and logistics. Our local production model allows us to offer industry-leading lead times and unparalleled post-installation support.

GLOBAL PARTNERS

While our manufacturing is proudly Australian, we partner with the world's leading component manufacturers. Our aluminium coils are sourced from Metalcolor SA in Switzerland, featuring their proprietary MECOPROTECT® coating — completely free of heavy metals and solvents. For automation, we exclusively integrate German-engineered Geiger Antriebstechnik motors, renowned for their whisper-quiet operation and energy-efficient performance.

INFINITE RECYCLABILITY

The primary components of our external venetian blinds — aluminium slats, extruded guide rails, and steel pelmets — are 100% recyclable. Recycling aluminium requires only 5% of the energy needed to produce primary aluminium, resulting in a 97% reduction in greenhouse gas emissions. Approximately 75% of all aluminium ever produced remains in use today.

ZERO WASTE AMBITION

Within our manufacturing facility, we operate a comprehensive scrap recovery program. Every offcut of aluminium and steel is collected, sorted, and sent to specialised local recycling partners. We are actively working towards a zero-waste-to-landfill target for all primary manufacturing materials.

ISO 13785

Certified testing standard

5S

LEAN system implemented

100%

Local manufacture Mornington Peninsula

97%

Reduction in GHG vs. primary aluminium

75%

Of all aluminium remains in use today

5%

Energy to recycle vs. primary production



Specifying EVBs for Your Project

Evaya External Venetian Blinds are engineered for seamless integration into any project type, from residential to high-rise commercial. The following checklist covers the key specification and installation considerations to ensure compliant, high-performance outcomes.

SPECIFICATION CHECKLIST

Climate Zones

Suitable for all 8 Australian climate zones, from tropical north to alpine south.

Wind Loading

Engineered to meet wind load requirements; secure fixing to structural elements required.

Facade Integration

Coordinate with glazing, curtain wall, and facade systems at early design stage.

Glazing Types

Compatible with single, double, and performance glazing systems.

Motor & Controls

Geiger Motors; compatible with Somfy Electronic Controls, BMS, home automation, Somfy wind/sun sensors and KNX weather stations.

Lead Times

Standard lead time 3 weeks; confirm with Evaya at specification stage.

WARNING — Awning & Casement Window Incompatibility

External venetian blinds MUST NOT be specified over outward-opening awning or casement windows. Evaya EVBs are designed for fixed glazing, sliding windows, or inward-opening windows only. Storm bars, door hardware, and projecting facade elements must be checked for clearance at design stage.

IMPORTANT — Multi-Level Buildings: Maintenance & Access

EVBs installed above ground level require a clearly defined maintenance and access strategy before specification is confirmed. Suitable access methods include maintenance walkways, building maintenance units (BMU), or operable windows. Abseiling from roof anchors is NOT an option. Resolve access requirements at design stage in consultation with the project architect, facade engineer, and WHS consultant.

Up to 90%

Solar Heat Gain Reduction

5

ESD Frameworks Supported

7-Star

NatHERS Compliance





evaya 

Building a Sustainable Future.

ev80 and ev93D External Venetian Blinds

HEAD OFFICE & MANUFACTURING

4 Suffolk St
Capel Sound VIC 3940

CONTACT

03 9017 3923
sales@evaya.com.au

ONLINE

evaya.com.au
@evaya_external_venetians

 **ISO 13785-1**
BCA COMPLIANT
AS 1530.3-1999
CERTIFIED NON-COMBUSTIBLE



evaya.com.au

03 9017 3923